

What's New on MI School Data

MERA Spring Conference

May 5, 2017 Presented By: Jessica Fenby

Agenda

Introductions


Handouts

What's New on MI School Data

- Postsecondary Reporting
- Early Childhood Reporting
- Section 31a At Risk for Accountability
- In the Works

Wrap Up

Contacts




Introductions

❖ Jessica Fenby

- ❖ Jessica is a Departmental Analyst for the MI School data portal with the Center for Educational Performance and Information. Jessica is the team lead for assessment and accountability reporting. Before going CEPI Jessica was an elementary school teacher. Jessica earned a Master's degree in the Art of Teaching from Olivet College and a Bachelor's of Science degree in Elementary Education from Western Michigan University.

Handouts

❖ What's New on MI School Data

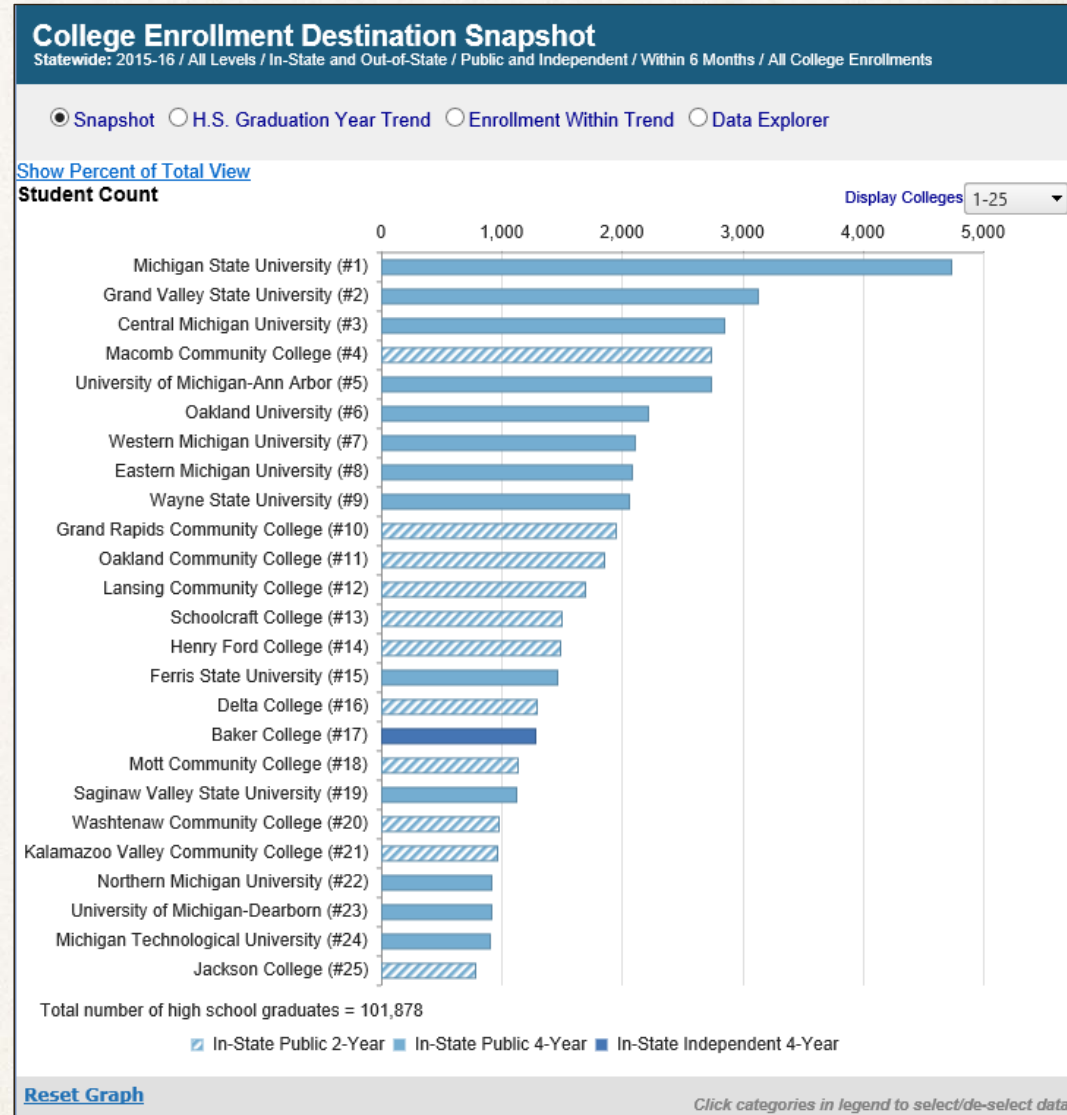


Postsecondary Reporting

- ❖ College Enrollment Destination

College Enrollment Destination

- ❖ Aggregates the number of high school graduates by college(s) attended
- ❖ New Data Explorer feature – interactive table
- ❖ Colleges and Universities can download data files and see feeder high schools for the last several years

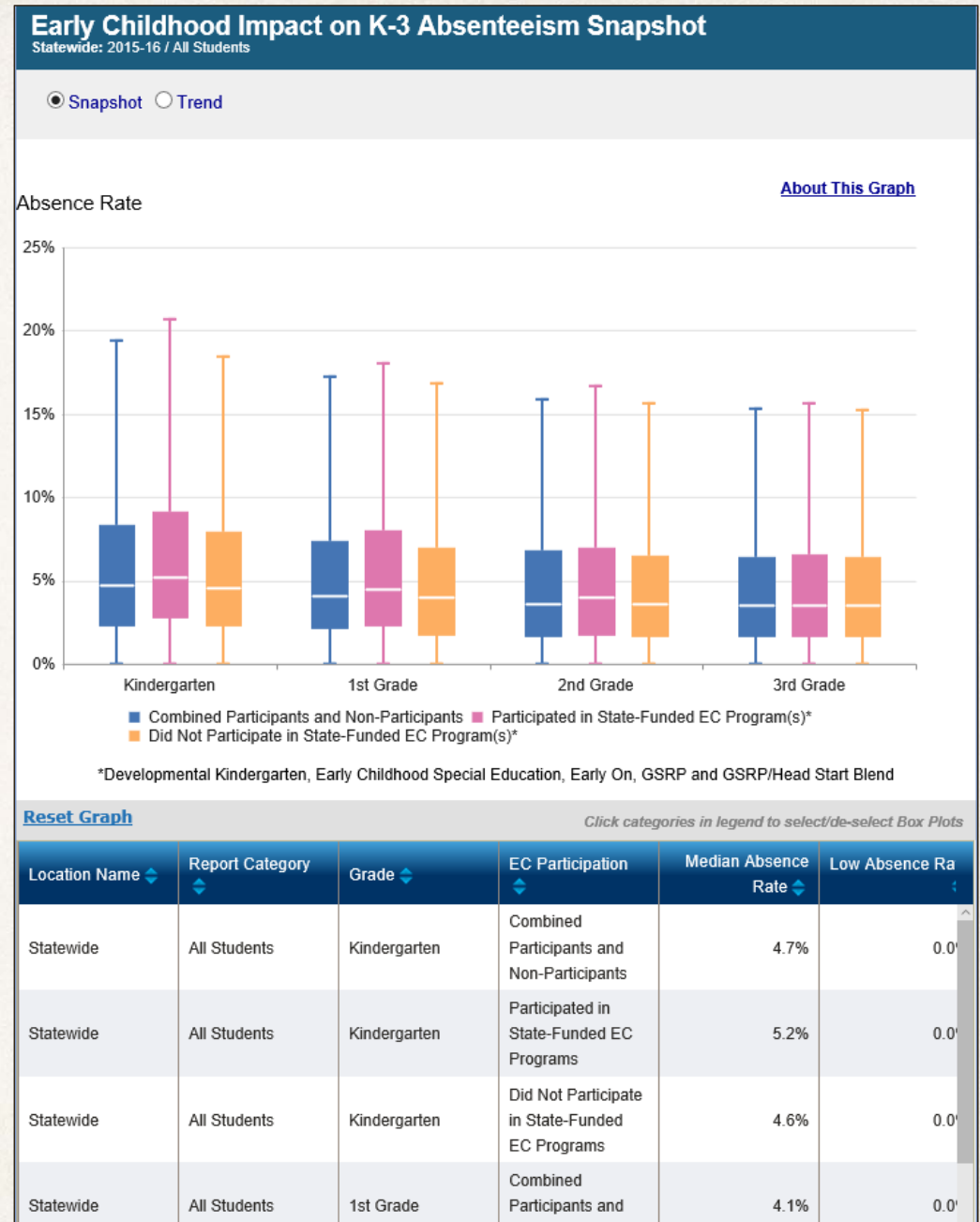



Early Childhood Reporting

- ❖ Early Childhood Impact on K-3 Absenteeism

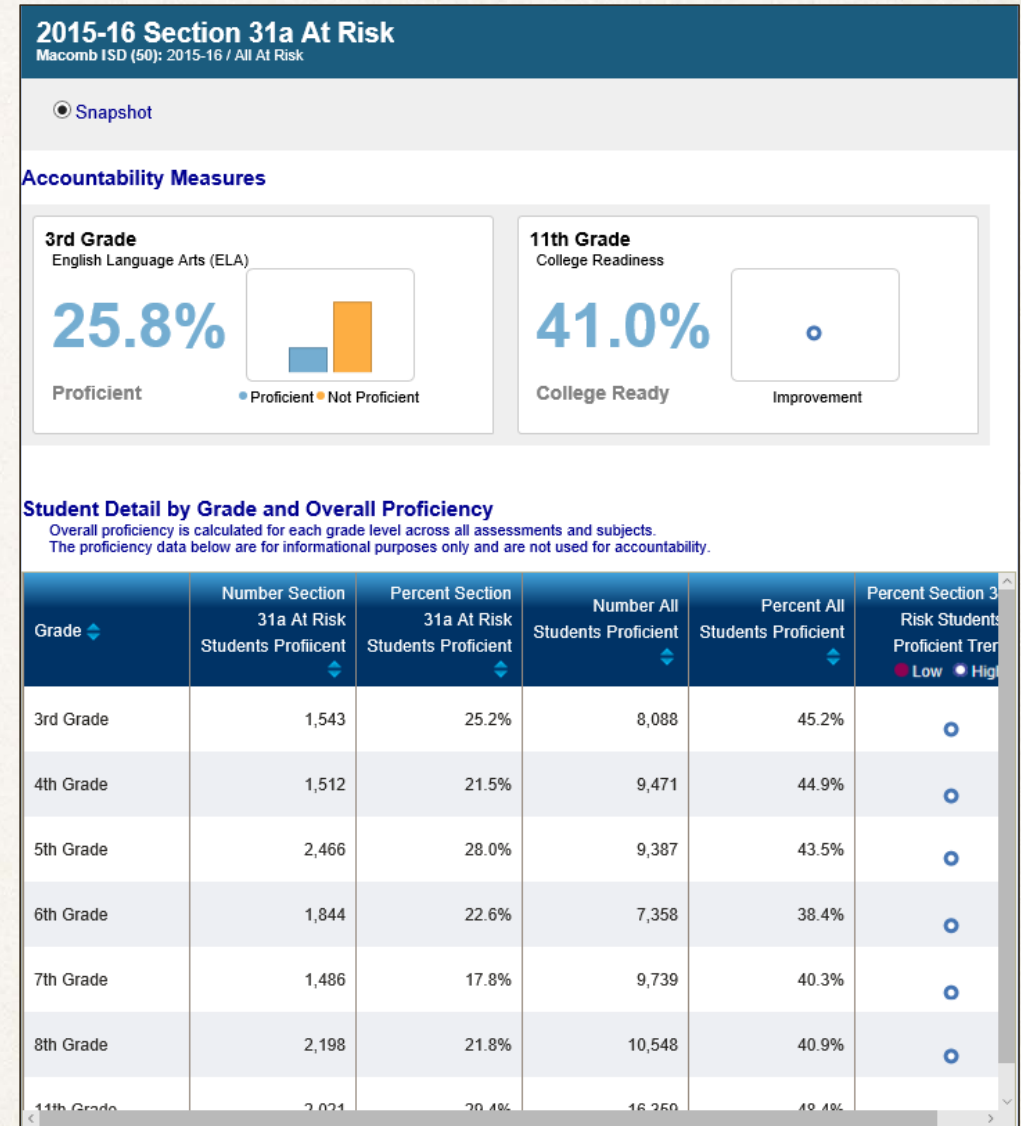
E.C. K-3 Attendance

- ❖ Provides snapshot and trend view of absence rates for students K-3 who participated or did not participate in State-Funded Early Childhood Programs.



Section 31a At Risk for Accountability

- ❖ Features performance of 3rd grade 31a students on M-STEP ELA and 11th grade 31a students on College Readiness.



In the Works

- ✿ Look at what is coming soon to the MI School Data portal!

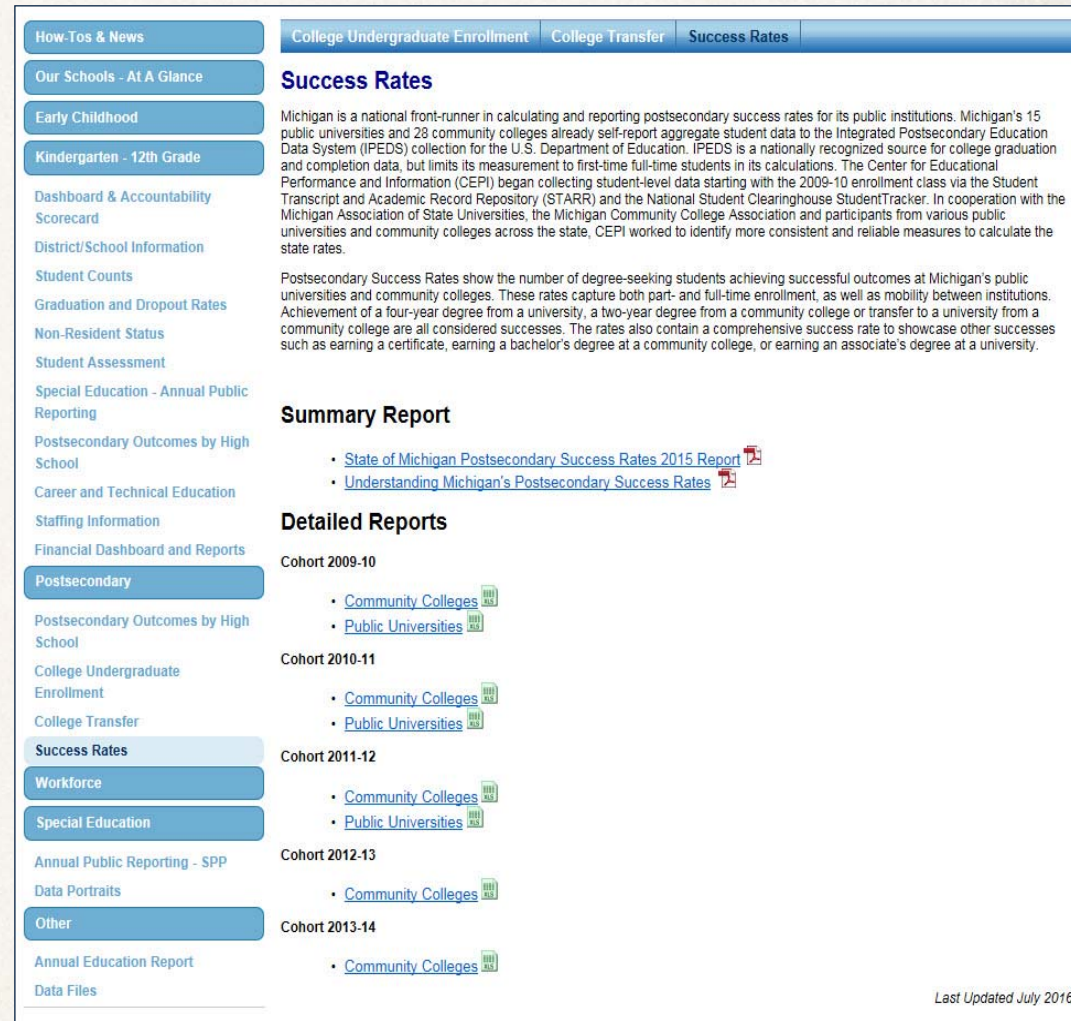
WIDA

E.C.
Pathways

Success
Rates
Interactive

Success Rates

- ❖ Shows the number of degree-seeking students who enter a Michigan postsecondary community college or public university and achieve a successful outcome.
- ❖ Ability to track a student's progression throughout their postsecondary education.
- ❖ Data is from STARR Collection and NSC Student Tracker.



The screenshot shows the Michigan Success Rates website interface. At the top, there are navigation tabs for 'College Undergraduate Enrollment', 'College Transfer', and 'Success Rates'. The 'Success Rates' tab is active. Below the navigation, there is a sidebar menu with various categories: 'How-Tos & News', 'Our Schools - At A Glance', 'Early Childhood', 'Kindergarten - 12th Grade', 'Dashboard & Accountability Scorecard', 'District/School Information', 'Student Counts', 'Graduation and Dropout Rates', 'Non-Resident Status', 'Student Assessment', 'Special Education - Annual Public Reporting', 'Postsecondary Outcomes by High School', 'Career and Technical Education', 'Staffing Information', 'Financial Dashboard and Reports', 'Postsecondary', 'Postsecondary Outcomes by High School', 'College Undergraduate Enrollment', 'College Transfer', 'Success Rates', 'Workforce', 'Special Education', 'Annual Public Reporting - SPP', 'Data Portraits', 'Other', 'Annual Education Report', and 'Data Files'. The main content area is titled 'Success Rates' and contains a paragraph explaining Michigan's role in calculating and reporting postsecondary success rates. It mentions the Integrated Postsecondary Education Data System (IPEDS) and the Center for Educational Performance and Information (CEPI). Below this, there is a 'Summary Report' section with two links: 'State of Michigan Postsecondary Success Rates 2015 Report' and 'Understanding Michigan's Postsecondary Success Rates'. The 'Detailed Reports' section lists cohorts from 2009-10 to 2013-14, with links for 'Community Colleges' and 'Public Universities' for each cohort. The 'Success Rates' category in the sidebar is highlighted in blue.

How-Tos & News

Our Schools - At A Glance

Early Childhood

Kindergarten - 12th Grade

Dashboard & Accountability Scorecard

District/School Information

Student Counts

Graduation and Dropout Rates

Non-Resident Status

Student Assessment

Special Education - Annual Public Reporting

Postsecondary Outcomes by High School

Career and Technical Education

Staffing Information

Financial Dashboard and Reports

Postsecondary

Postsecondary Outcomes by High School

College Undergraduate Enrollment

College Transfer

Success Rates

Workforce

Special Education

Annual Public Reporting - SPP

Data Portraits

Other

Annual Education Report

Data Files

College Undergraduate Enrollment

College Transfer

Success Rates

Success Rates

Michigan is a national front-runner in calculating and reporting postsecondary success rates for its public institutions. Michigan's 15 public universities and 28 community colleges already self-report aggregate student data to the Integrated Postsecondary Education Data System (IPEDS) collection for the U.S. Department of Education. IPEDS is a nationally recognized source for college graduation and completion data, but limits its measurement to first-time full-time students in its calculations. The Center for Educational Performance and Information (CEPI) began collecting student-level data starting with the 2009-10 enrollment class via the Student Transcript and Academic Record Repository (STARR) and the National Student Clearinghouse StudentTracker. In cooperation with the Michigan Association of State Universities, the Michigan Community College Association and participants from various public universities and community colleges across the state, CEPI worked to identify more consistent and reliable measures to calculate the state rates.

Postsecondary Success Rates show the number of degree-seeking students achieving successful outcomes at Michigan's public universities and community colleges. These rates capture both part- and full-time enrollment, as well as mobility between institutions. Achievement of a four-year degree from a university, a two-year degree from a community college or transfer to a university from a community college are all considered successes. The rates also contain a comprehensive success rate to showcase other successes such as earning a certificate, earning a bachelor's degree at a community college, or earning an associate's degree at a university.

Summary Report

- [State of Michigan Postsecondary Success Rates 2015 Report](#)
- [Understanding Michigan's Postsecondary Success Rates](#)

Detailed Reports

Cohort 2009-10

- [Community Colleges](#)
- [Public Universities](#)

Cohort 2010-11

- [Community Colleges](#)
- [Public Universities](#)

Cohort 2011-12

- [Community Colleges](#)
- [Public Universities](#)

Cohort 2012-13

- [Community Colleges](#)

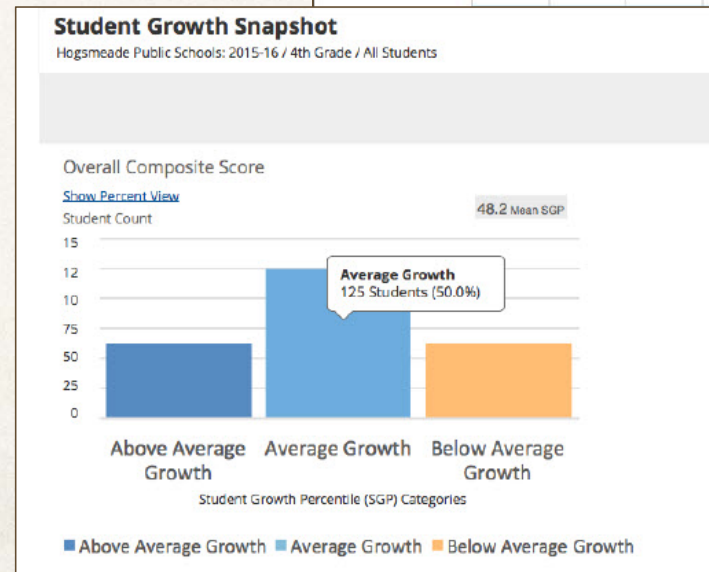
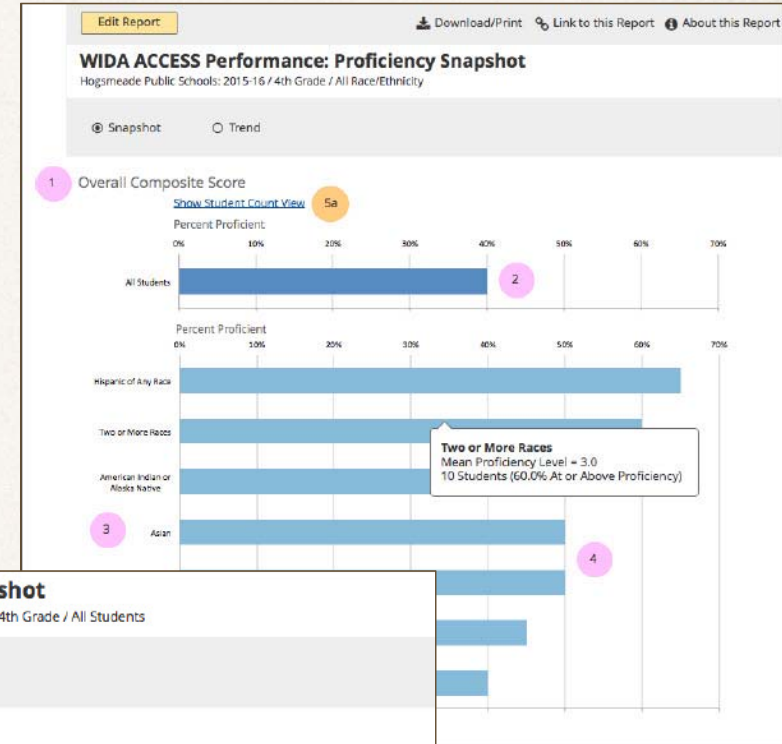
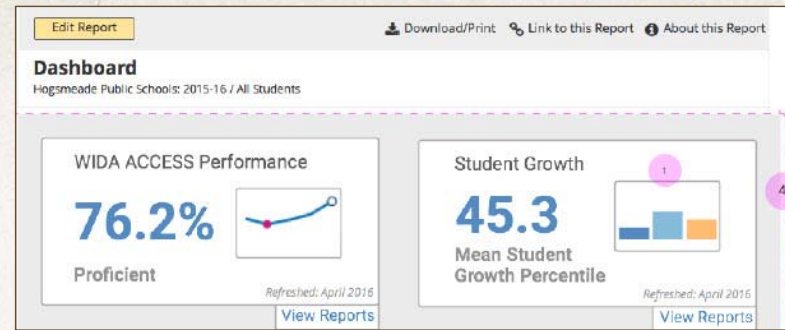

Cohort 2013-14

- [Community Colleges](#)

Last Updated July 2016

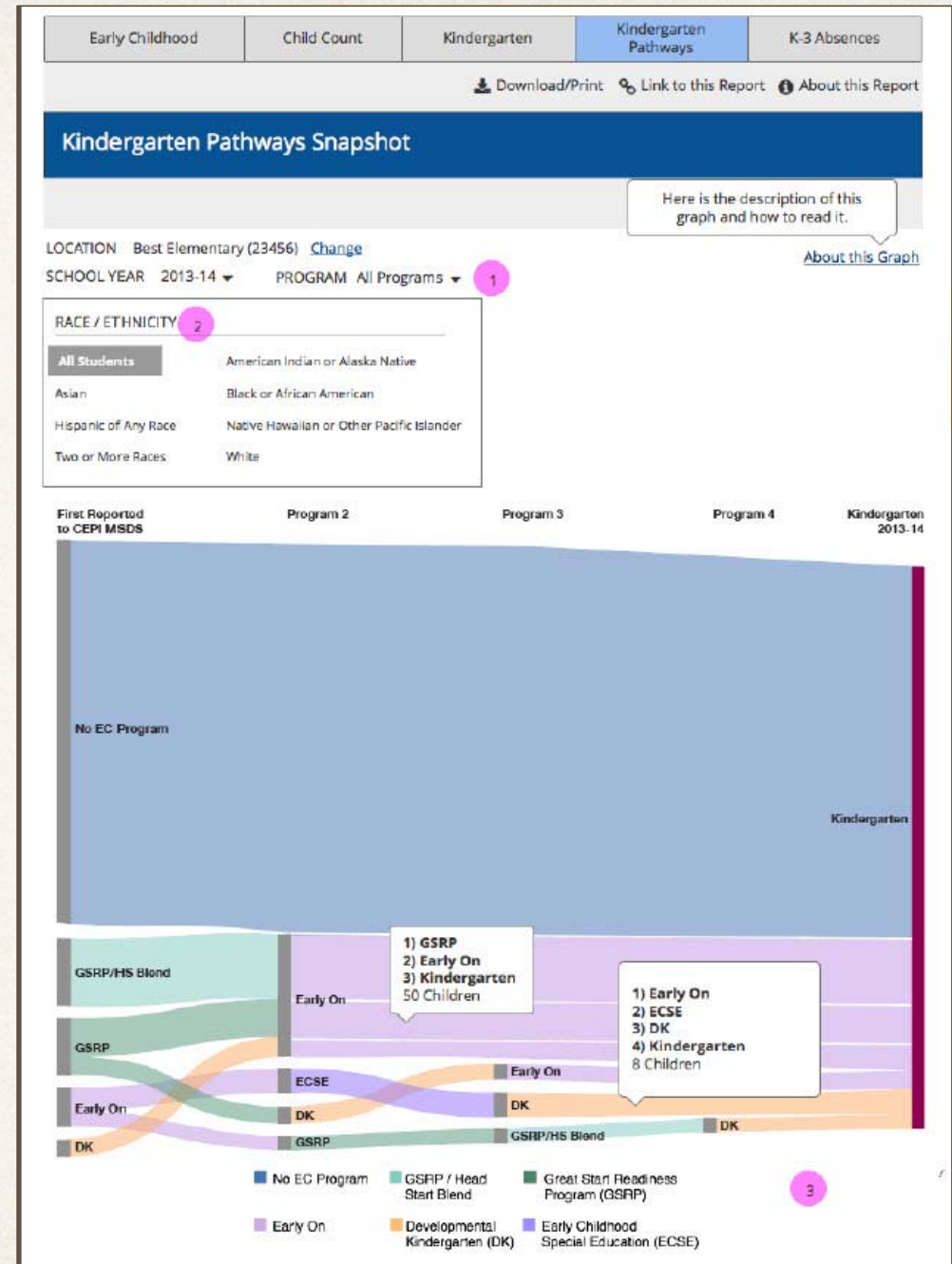
WIDA

- ❖ We are in the process of creating the new WIDA report.
- ❖ Report will include WIDA Dashboard, WIDA Access, and WIDA Student Growth.
- ❖ Additional phases of reports are in the works.



Early Childhood K-Pathways

- ❖ Kindergarten Pathways report is in development.
- ❖ Shows the number and sequence of state-funded E.C. programs children participated in before starting Kindergarten.



Contacts

Nicholas Armit	ArmitN@michigan.gov
Jessica Fenby	FenbyJ@michigan.gov
CEPI Helpdesk	cepi@michigan.gov
ISD Key Contacts	http://i.mischooldata.org/wordpress/wp-content/uploads/2015/06/MISchoolData_Contacts.pdf
College/University Keyholders	http://www.michigan.gov/documents/cepi/College_Uni_Keyholders_MSD_482269_7.pdf
How Tos and News	i.mischooldata.org
MI School Data Announcements Subscription	https://public.govdelivery.com/accounts/MICEPI/subscriber/new

