



5th Grade Math DRAFT Sample Student Learning Objectives (SLO)

Name: Teacher Name SAMPLE

Content Area: Math

Grade Level: 5th Grade

Instruction Interval: 9/1/15 – 5/1/16

SLO Type: Class-level Course-level or Grade-level Targeted Tiered

Student Population

Who is included in this objective? If a targeted subgroup, how will the other students be addressed in another SLO? [Instructional Support Video #1 OH](#)

There are 30 students enrolled in the class, 25 students completed the Delta Math 5th grade readiness screener last spring for baseline data and all 30 completed the screener in the beginning of the fall semester. There are 18 boys and 12 girls. Seven of the students have IEPs, though only two need math related accommodations (*NOTE: may wish to note the accommodations for SWD and EL*). There are also three students who qualify as an English Learner. This SLO will set goals for all 30 students based on available baseline data and will set rigorous and attainable goals for each student or group of students as determined by baseline data.

- Describes the demographics of the class accurately.
- Justifies why a targeted group was selected or includes the entire class.
- If subgroups are excluded, specifies who and if they are covered by another SLO; otherwise, why not

Learning Standards

What are the essential standards connected to the learning content? [Support Video #2 OH](#)

There are six “readiness” standards from the previous year that should have been mastered as foundational standards for 5th grade content, these include: 4.NBT.5 (Multiply 4 digit by 1 and 2 digit), 4.NBT.6 (Divide 4 digit by 1 digit), 4.NF.2 (Compare fractions with different numerator and denominator), 4.NF.3b (Convert improper fraction to mixed number), 4.NF.3c (Add/Subtract mixed numbers with like denominators), and 4.NF.4b (Multiply whole number by fraction). These standards will be retaught if necessary as just in time intervention when this prior knowledge is needed for grade level instruction.

There are seven essential (readiness) standards to be measured at the end of this course of instruction, these include: 5.OA.1 (Evaluate expressions with parenthesis), 5.NBT.5 (Multiply multi-digit numbers), 5.NBT.6 (Divide 4 digit numbers), 5.NF.1 (Add/Subtract mixed numbers with different denominators), 5.NF.4b (Multiply fractions), 5.NF.7a (Divide unit fraction by whole number), and 5.NF.7b (Divide whole number by unit fraction). Instruction throughout the year will include additional state-adopted standards, however, these seven have been identified as part of a mastery learning loop in my classroom.

NOTE: Although the Delta Math Readiness Screeners align to the complexity of each “readiness standard” as foundational components for state-adopted standards, these items may not reflect the complexity of the entire content for each grade level (i.e. some standards have multiple parts or extend to context).

- Aligns to specific state-adopted standards
- Represents the essential standards or the big ideas to be taught during the course of instruction
- Reaches the appropriate level of complexity for each state-adopted standard measured

Baseline Data

What data were reviewed in the development of the SLO? How do the data support the SLO? [Support Video #3 OH;](#) [Data Template OH](#)

When students completed the Delta Math 5th Grade Readiness Screener (based on foundational 4th grade standards) in the spring of 2015, 12 of the 25 performed at bench mark on all six standards. Of the 30 students who completed the 5th Grade Readiness Screener in September, only 8 of the 30 met benchmark on all six standards. On the state-level assessment (M-STEP), 16 students demonstrated proficiency, four of these were considered at the advanced level. Diagnostic data to determine standard level performance was not available at this time from the state test.

Using the Spring Delta Math and Fall Delta Math 5th Grade Readiness Screener (see sample reports attached), combined with the Spring State Assessment, students were placed into four tiers, as seen in the table below:

Group	# of students	Student Initials	Δ Math 5 th Grade Spring & Fall	State Assessment
Advanced	4	DG, SK, AT, KU	Proficient on all 6 readiness standards	Advanced
Benchmark	11	TA, IB, LC, JD, MG, RL, MM, DS, HS, TS, , WV	Proficient on at least 5 of 6 readiness standards	Proficient
Targeted or At-Risk	12	DB, BC, RD, CD, AbH, AIH, SK, TM, BS, DS, YV, FV	Proficient on at least 3 of 6 readiness standards	Proficient OR Near Proficient
Intensive	3	ZG, JT, VW	Proficient on 0 to 2 readiness standards	Near Proficient OR Not Proficient

With the need to utilize local data for qualifying students for Section 31a “At Risk” funds, the middle group that is below benchmark has been named “Targeted or At Risk.” Goals will be set for each of the four groups under the Growth Target section. In the intensive group, ZG missed all six readiness standards and may be a candidate for completing the 5th grade Tier 3 Screener to gain a better understanding of his knowledge on previous standards.

Delta Math Intervention Reports are available to identify which students missed each readiness standard.

- ✓ Identifies sources of information about students (e.g. prior year test scores, trend data and/or pre-tests)
- ✓ Summarizes student data to demonstrate specific student need for the content.

Assessment

How will you measure the outcomes of this SLO, which tool(s) will be reviewed to determine success criteria?

[Support Video #4 OH](#); [Assessment Checklist IN](#)

Delta Math has identified “readiness” standards as the most essential learning outcomes leading to Algebra 1. All students will be given the Delta Math 5th Grade Readiness Screener at least twice, once in September and again in November or December. Students who have not mastered all readiness standards, will be screened again in March or April, then continued intervention and progress monitoring if necessary. All students will also screen up in the spring taking the Delta Math 6th Grade Readiness Screener in May, with re-teaching and progress monitoring if necessary till the end of the school year. The success criteria for Delta Math and all assessments in iQwizIT meet .67 or higher typically on three to five items (i.e. 2/3, 3/4, or 4/5).

- ✗ Describes assessment alignment to the course content and emphasizes constructed-response or performance tasks that require higher-order thinking skills OR
- ✓ Identifies national, state or regional assessments that have been reviewed by content experts to effectively measure course content and reliably measure student learning as intended.
- ✓ Indicates that there are clear answer key, scoring guides and/or rubrics for all assessment items.
- ✓ Describes how progress monitoring will occur

Growth Targets

What are the quantitative targets that will demonstrate achievement of this SLO? [Support Video #5 OH](#); *Samples: [OAI](#)SD ([LA](#), [RI](#), [OH](#), or [NY](#))*

For an “Effective” rating for this SLO:

Group	# of students	Student Initials	Δ Math 5 th Gr Readiness	Spring Δ Math 6 th Gr Readiness
Advanced	4	DG, SK, AT, KU	Proficient on all 6 standards (e.g. 4.NF.4b)	Proficient on all 7 standards (e.g. 5.NF.7b)
Benchmark	11	TA, IB, LC, JD, MG, RL, MM, DS, HS, TS, , WV	Proficient on all 6 standards (e.g. 4.NF.4b)	Proficient on at least 6 of 7 readiness standards
Targeted (At-Risk)	12	DB, BC, RD, CD, AbH, AIH, SK, TM, BS, DS, YV, FV	Proficient on all 6 standards (e.g. 4.NF.4b)	Proficient on at least 5 of 7 readiness standards
Intensive	3	ZG, JT, VW	Proficient at least 4 of 6 standards	Proficient on at least 3 of 7 readiness standards

Students who fail to demonstrate proficiency by early spring 5th Grade Readiness Screener, will receive continued support and an opportunity to demonstrate proficiency on three successive quick checks. In addition, all students will be assessed on 5th grade standards by screening up in May using the Delta Math 6th Grade Readiness Screener.

For a “Highly Effective” rating for this SLO:

Group	# of students	Student Initials	Δ Math 5 th Gr Readiness	Spring Δ Math 6 th Gr Readiness
Advanced	4	DG, SK, AT, KU	Proficient on all 6 standards (e.g. 4.NF.4b)	Proficient on all 7 standards (e.g. 5.NF.7b)
Benchmark	11	TA, IB, LC, JD, MG, RL, MM, DS, HS, TS, , WV	Proficient on all 6 standards (e.g. 4.NF.4b)	Proficient on all 7 readiness standards
Targeted (At-Risk)	12	DB, BC, RD, CD, AbH, AIH, SK, TM, BS, DS, YV, FV	Proficient on all 6 standards (e.g. 4.NF.4b)	Proficient on at least 6 of 7 readiness standards
Intensive	3	ZG, JT, VW	Proficient at least 5 of 6 standards	Proficient on at least 5 of 7 readiness standards

- ✓ Baseline and trend data support established targets
- ✓ Demonstrated use of data to identify student needs and determine appropriate targets
- ✓ Ensures all students in this SLO have a rigorous and attainable target, consider setting differentiated growth targets
- ✓ Demonstrates teacher knowledge of students and content.

Rationale

What is your rationale for setting the targets for student growth and how do they align with school improvement goals? [Support Video #6 OH](#)

These targets are focused and rigorous. In years past, proficiency on these essential standards were not attained at this level by an entire class. The composite of this class did not show this level of competency based on baseline data from the previous year. In fact, the Fall 6th Grade Readiness Screener showed last year’s class had over 50% of students missing two standards or more. The intensive students are set to significantly close the gap based on this SLO and ZG will move from “Intensive” to “At Risk” if the goal is met. For those students who are still “At Risk” at the end of the year, the data from Delta Math will inform our summer school opportunities extended to these students.

This SLO aligns with our building SIP Math Goal as seen in activities under Strategy 1 (Targeted instruction on readiness standards) and Strategy 2 (Teachers will assist students struggling), see the building SIP and <http://deltamath.org/> for specific activities.

- ✓ Explains why target is appropriate for the population.
- ✓ Explains how targets align to broader school and district goals.

Comments from Approval Committee Members

This SLO represents one portion of the student growth on an Ed Eval. In order to use multiple data points and since all checkboxes were not marked, this SLO will likely be used in combination with another SLO using interim assessments and/or state-level SGPs.

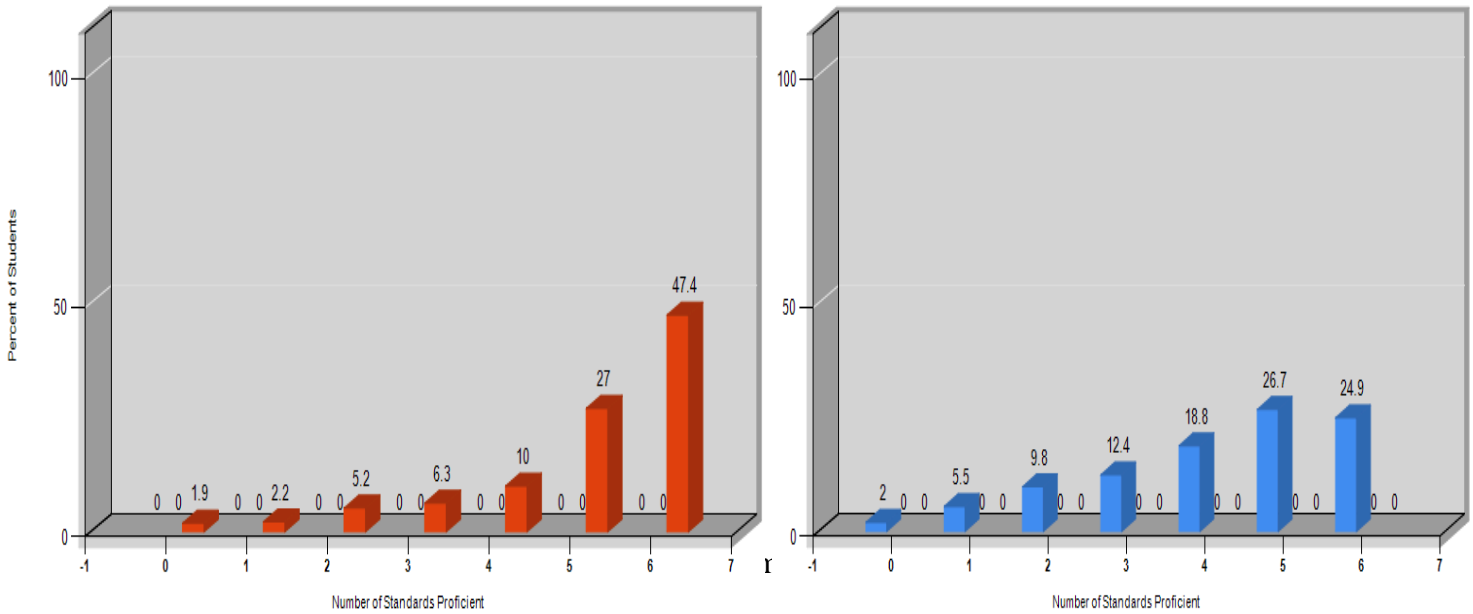
For additional sample SLOs done by various states, the formats are slightly different, though the components are the same, visit: [Louisiana](#), [Rhode Island](#), [Ohio](#), or [New York](#).

For additional information on SLOs, contact Doug Greer (DGreer@oaisd.org) or
For information on Delta Math, contact Mike Klavon (MKlavon@oaisd.org)

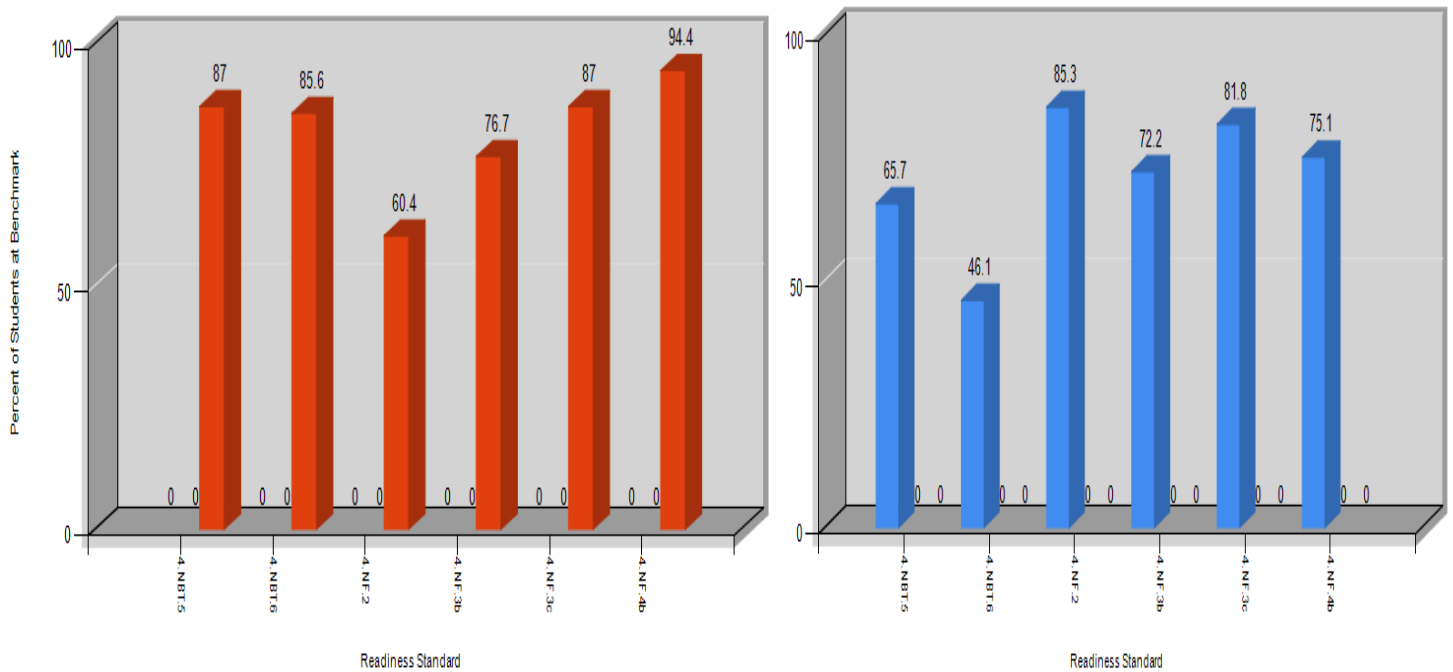
SLO Approval Committee	Date	Signature
Mike Klavon, department chair	<u>9/30/2015</u>	_____
Sample Name, teacher	<u>9/30/2015</u>	_____
Additional Names ...	_____	_____
Doug Greer, principal	<u>10/5/2015</u>	_____

Current 5th Grade Students (based on Fall Assessment)

Number of 5th Grade Readiness Standards Mastered (Fall 2015) Spring 2015 (Screen Up) Fall 2015 (Benchmark)



Student Proficiency on 5th Grade Readiness Standards Spring 2015 (Screen Up) Fall 2015 (Benchmark)

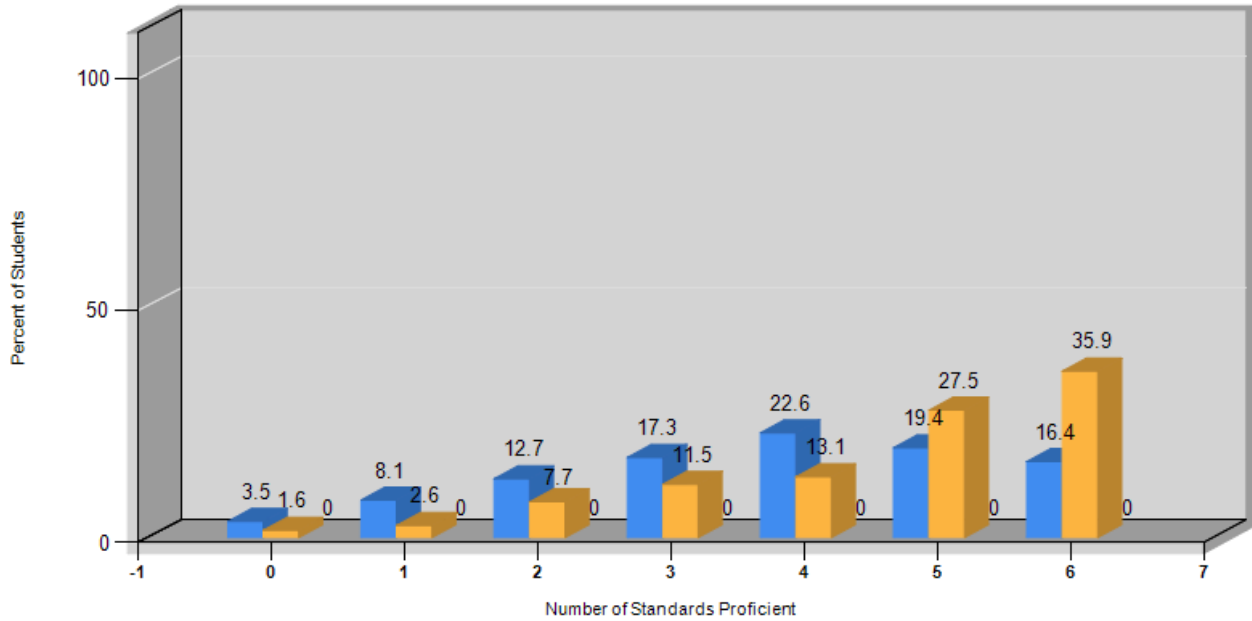


Lowest Standard: 4.NBT.6 (Long Division) (60.4% Spring 2015) (46.1% Fall 2016)

NOTE: These graphs are better than previous years and statewide data.

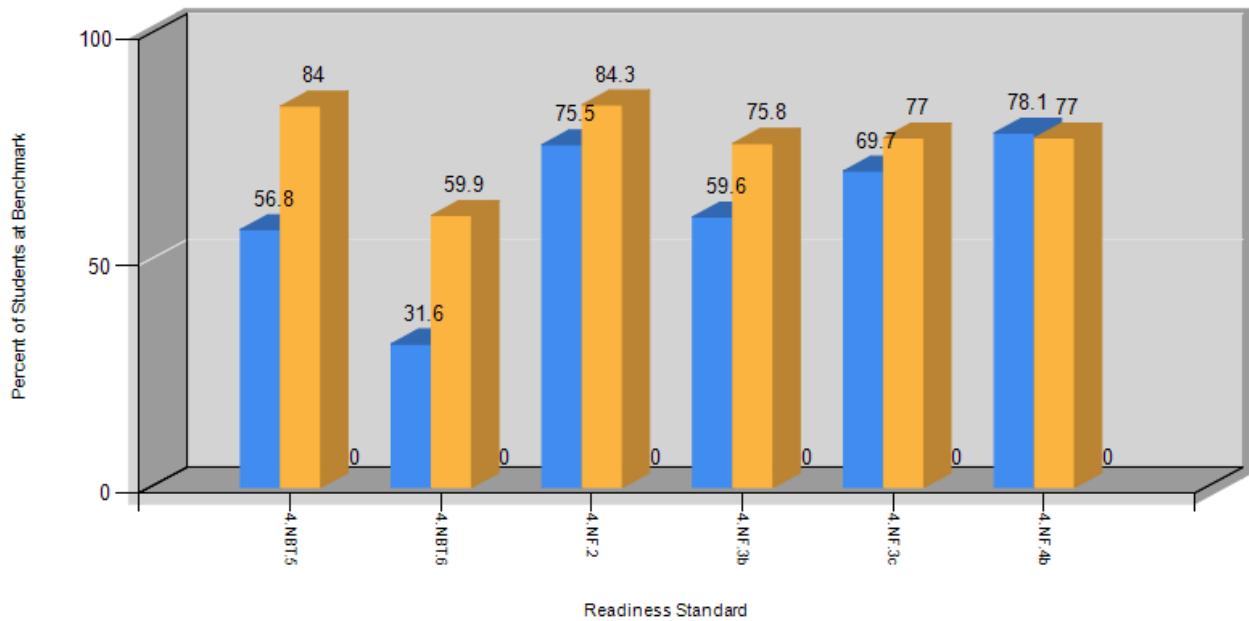
5th Grade Trend Data from Previous Cohorts (previous 5th grade students)

Number of 5th Grade Readiness Standards Mastered (Fall, Winter 2014)



Fall: 16.4% mastered all six 35.8% mastered at least 5 readiness standards
 Winter: 35.9% mastered all six 63.4% mastered at least 5 readiness standards

Student Proficiency on 5th Grade Readiness Standards (Fall, Winter 2014)

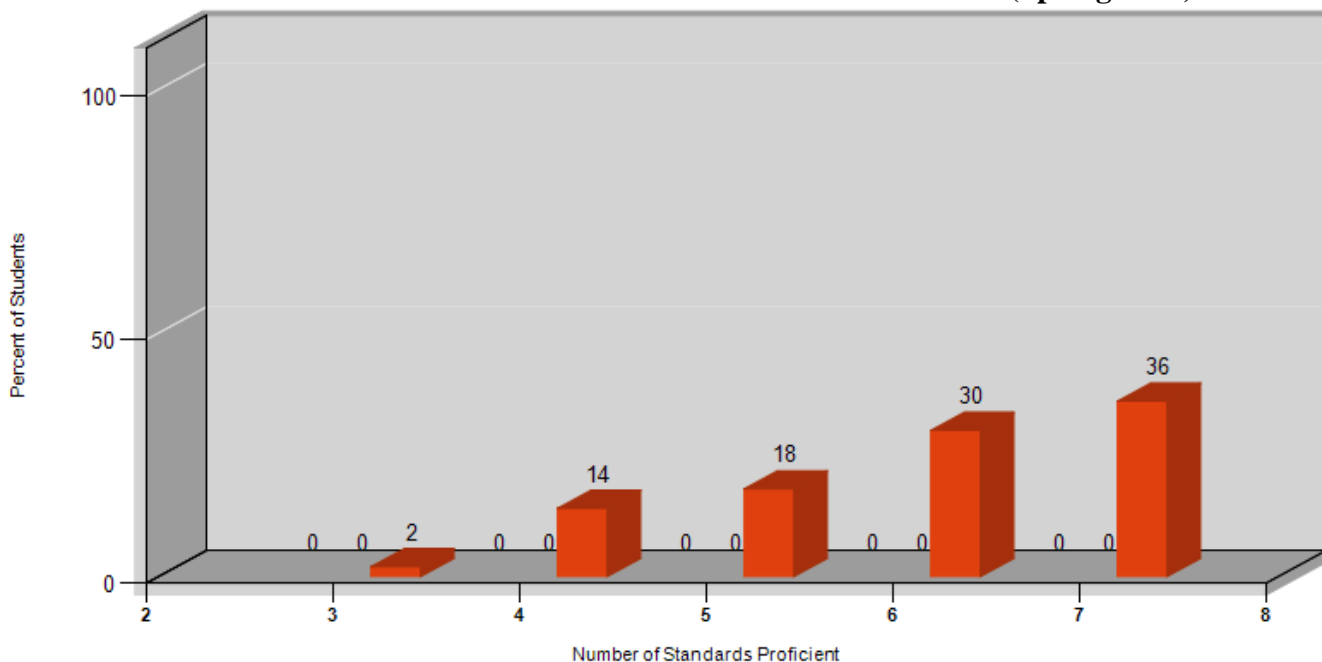


4.NBT.6 (Long Division) is the lowest of the six readiness standards

NOTE: These graphs are consistent with previous years and statewide data.

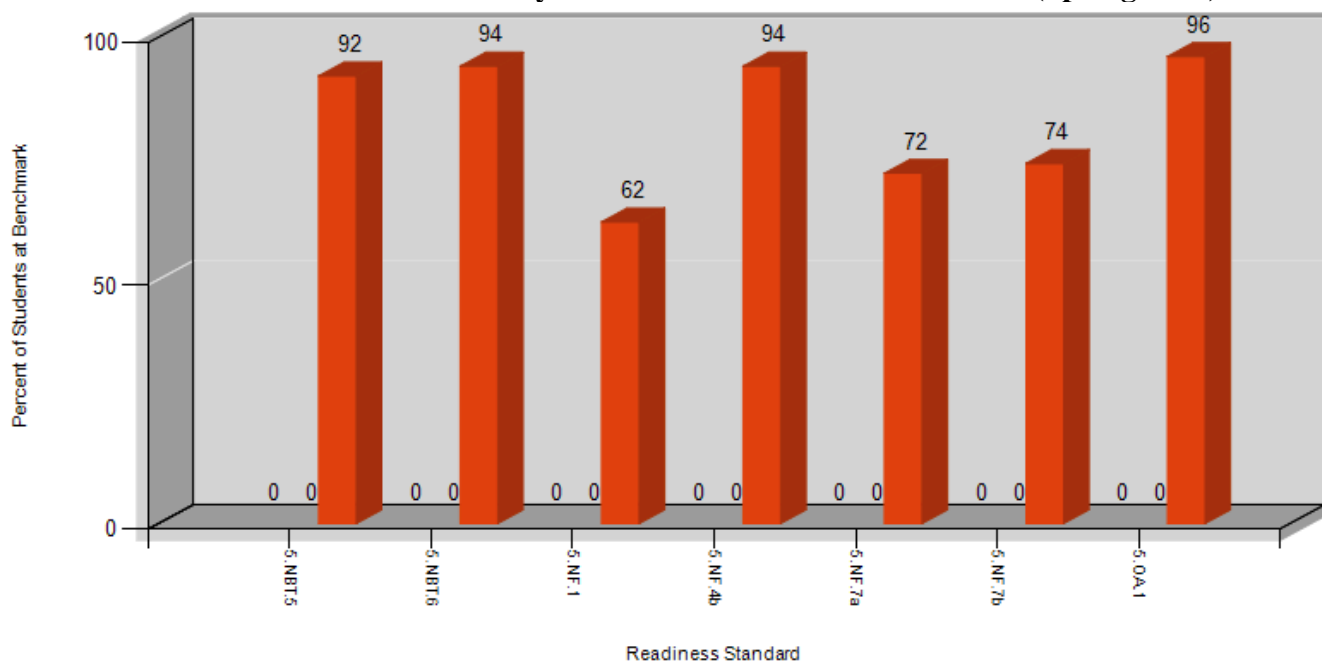
5th Grade Trend Data from Previous Cohorts (previous 5th grade students)

Number of 6th Grade Readiness Standards Mastered (Spring 2015)



Spring: 36% mastered all seven 66% mastered at least 5 readiness standards

Student Proficiency on 6th Grade Readiness Standards (Spring 2015)

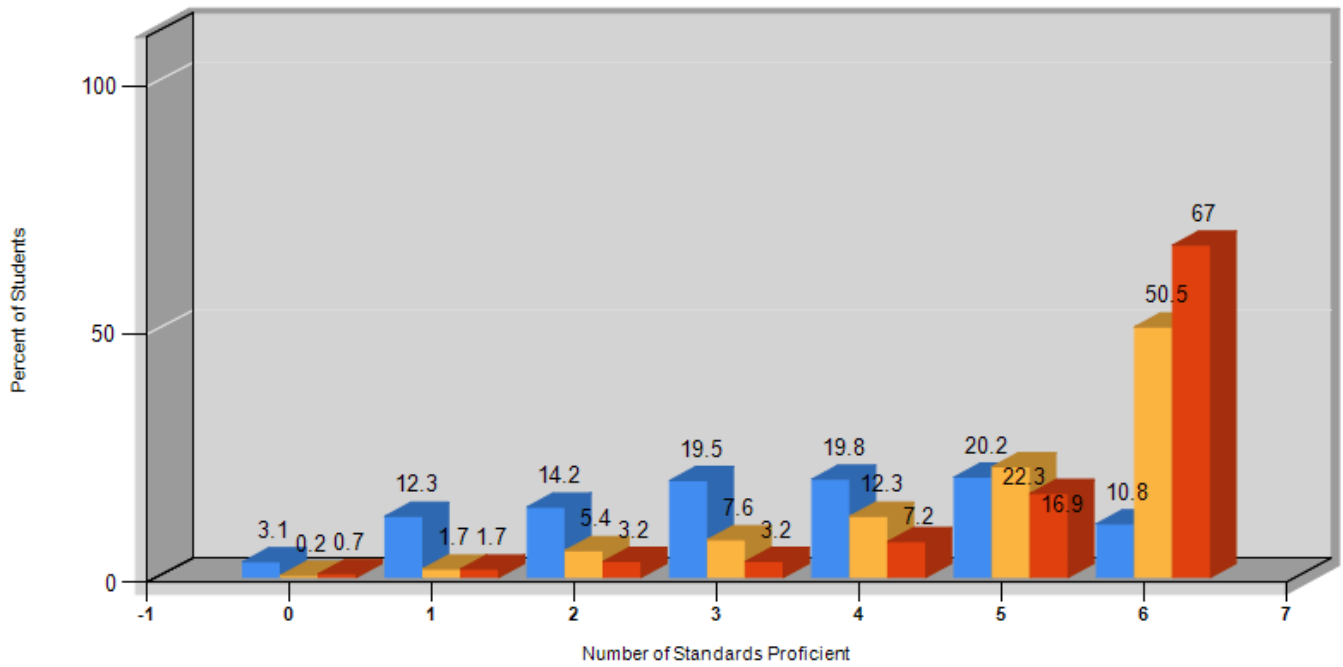


5.NF.1 (Add/Subtract Mixed Numbers) is the lowest of the seven readiness standards at 62%

NOTE: These graphs are consistent with previous years and better than statewide data.

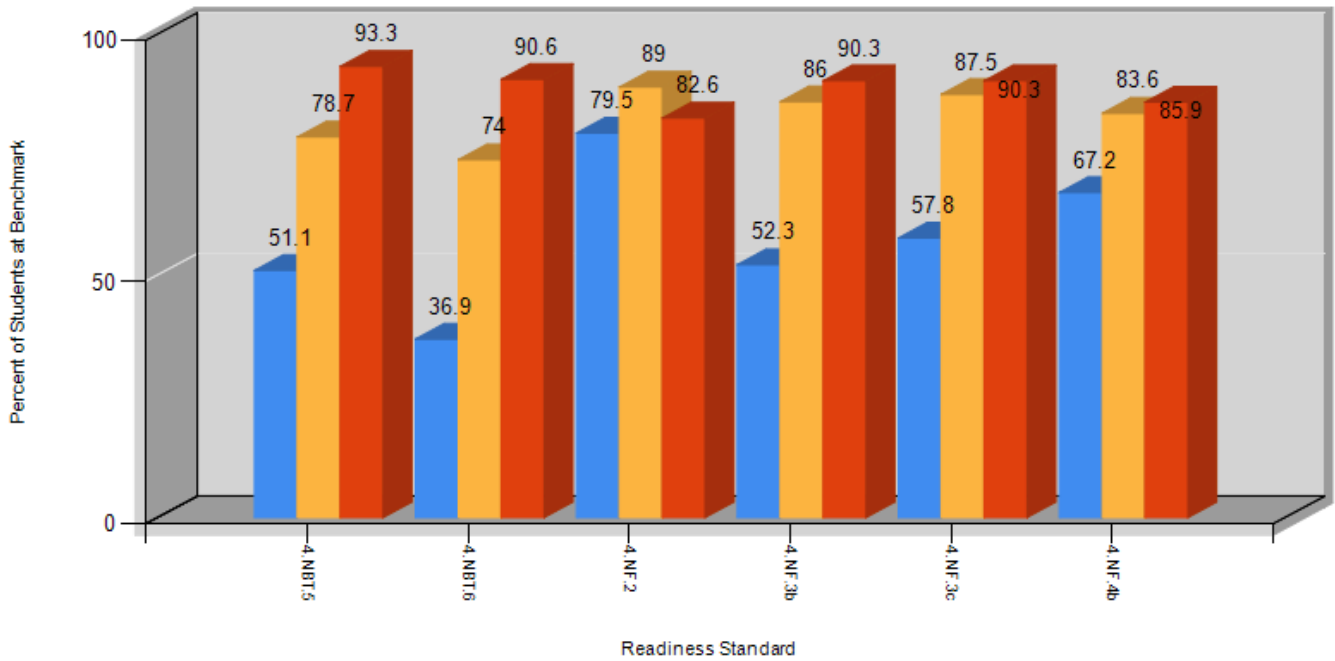
5th Grade Trend Data from Previous Cohorts (previous 5th grade students 2 years ago)

Number of 5th Grade Readiness Standards Mastered (2013-2014)



Fall:	10.8% mastered all six	31% mastered at least 5 readiness standards
Winter:	50.5% mastered all six	72.8% mastered at least 5 readiness standards
Spring:	67% mastered all six	83.9% mastered at least 5 readiness standards

Student Proficiency on 5th Grade Readiness Standards (2013-2014)



All readiness standards reached 80% or more of students by the spring assessment.