

MI School Data

Recently Released and Upcoming Projects

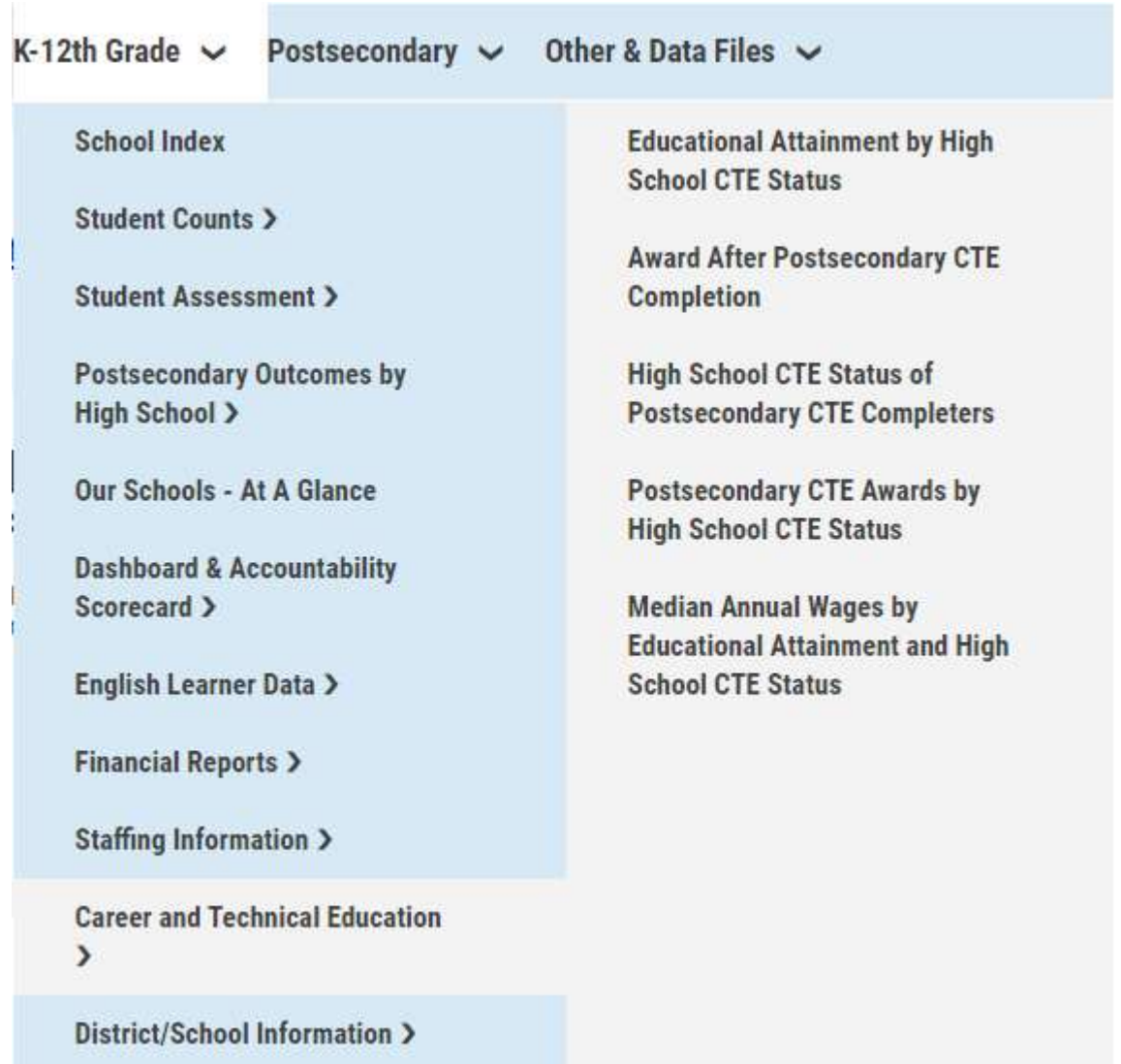
Cheryl Twichell, MI School Data Analyst

MERA Fall 2018 Conference
November 20, 2018



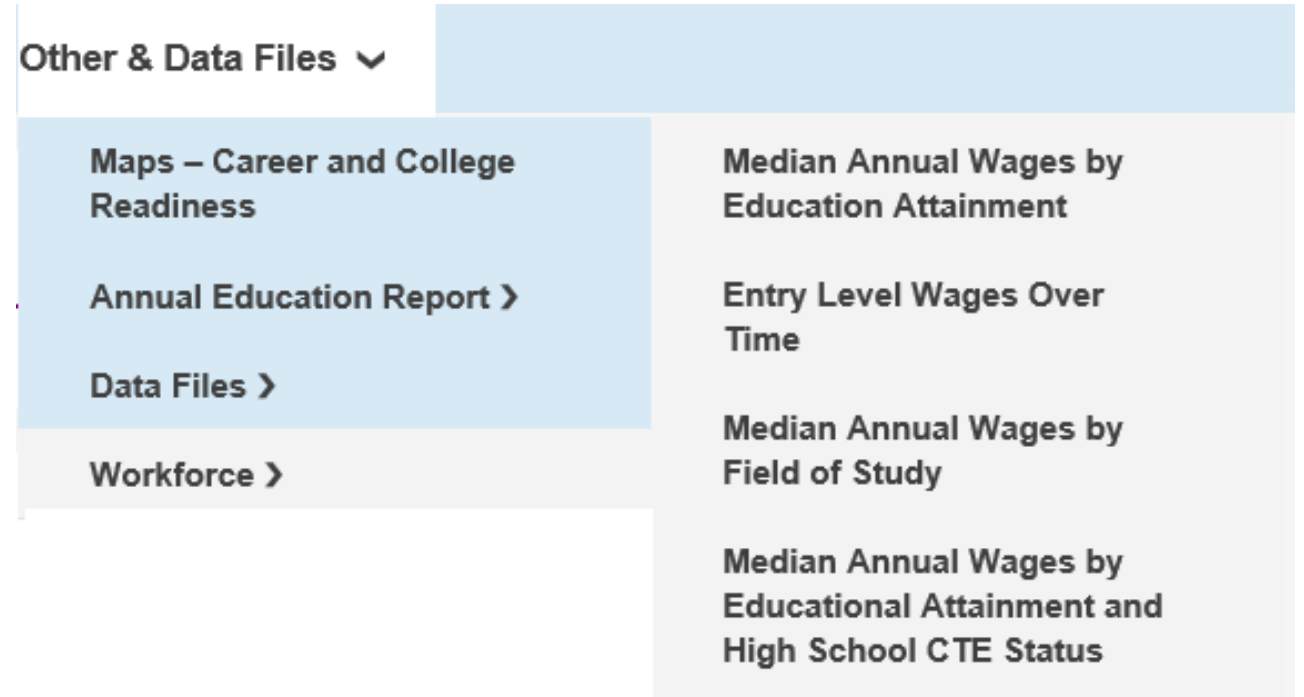
Recently Released Highlights – CTE-Postsecondary-Updates

- Completed October 2018
- 5 new statewide reports that explore the continuation of Career and Technical Education from secondary to postsecondary settings, alongside some postsecondary completion and median wage data.



Recently Released Highlights – Workforce Updates

- Completed October 2018
- 4 new statewide reports that include additional wage data.
 - Median Annual Wages by Educational Attainment and High School CTE Status also located under K-12th Grade – Career and Technical Education menu.



Other Recently Released Highlights

- 2017-18 WIDA Student Growth. November 2018.
- 2017-18 Continuity of Services. November 2018.
- 2017-18 Attendance. October 2018.
- 2017-18 Educator Effectiveness. October 2018.
- 2017-18 Student Mobility. October 2018.
- 2017-18 Parent Dashboard Attendance. October 2018
- 2017-18 Parent Dashboard Student/Teacher Ratio. October 2018.
- Updated K-12 Keyholder list. October 2018.
- New suppression rules implemented: M-STEP, MI-Access and SAT on Grades 3-8 Assessments, High School Assessments, and College Readiness. October 2018.

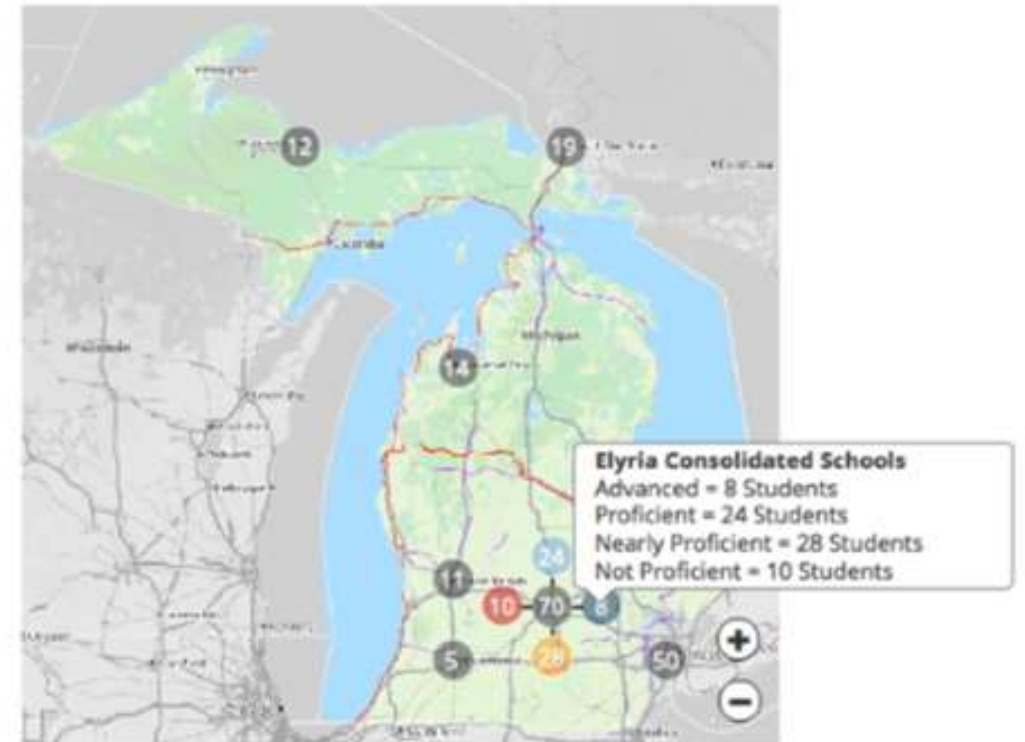


Coming Soon Highlights – EC and Assessment

New Early Childhood report will link EC participation with 3rd grade M-STEP scores

- Will show proficiency levels by school for each child enrolled in EC programs and compare EC participants' proficiency to non-EC comparable students' proficiency outcomes
- October update: Report is slated to be released in November. We are finishing up final tweaks to it.

| UIC | Last Name | First Name | Report Category | ELA Overall Scale Score | Margin of Error | Performance Level |
|------------|-----------|------------|---------------------------|-------------------------|-----------------|----------------------|
| 1234567891 | Anderson | Elliot | Black or African American | 1205 | (±) 6 | Not Proficient |
| 3456789223 | Bennet | Elinor | Asian | 1260 | (±) 6 | Not Proficient |
| 1122334455 | Cooper | Marjorie | White | 1290 | (±) 6 | Partially Proficient |
| 0099887766 | Dixon | Diego | White | 1310 | (±) 6 | Proficient |
| 1213141516 | Endicot | Penny | Hispanic of Any Race | 1360 | (±) 6 | Advanced |

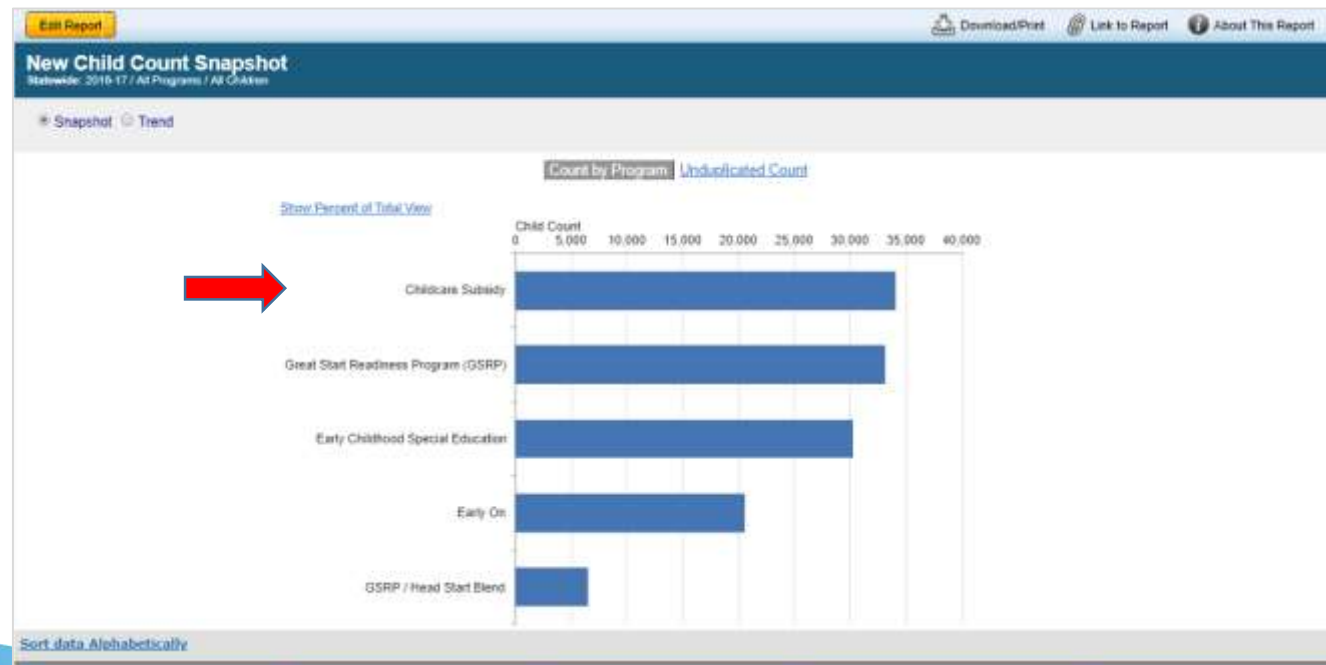


● Advanced
 ● Proficient
 ● Partially Proficient
 ● Not Proficient



Coming Soon Highlights – Childcare Subsidy Data

- New metric added to Early Childhood Child Count report
 - Will display number of children participating in the Child Development and Care program
 - New view added that will show an unduplicated count of children in early childhood programs throughout the state



Coming Soon Highlights – CTE Landing Page and Map

MI School Data

Home Dashboard Early Childhood Special Education K-12th Grade Postsecondary Other Data Files

K-12th Grade > Career and Technical Education

Career and Technical Education

Career and Technical Education (CTE) programs offer students a sequence of courses that provide rigorous content aligned with challenging academic standards as well as relevant technical knowledge and skills needed to prepare students for both further education and careers in current or emerging professions. These programs often include an industry-recognized credential, a certificate, or articulated college credit.

[Search for CTE programs in Michigan](#)

Over 100,000 Michigan students participate in CTE programs every year ranging from Business, Management & Administration to Health Science to Information Technology. Search for Michigan's CTE programs by program or by location using a virtual [map](#).

Career and Technical Education Reporting

[CTE Fact Sheet](#) In 2016-2017, there were 109,005 students enrolled in the 1,915 CTE programs available in Michigan.

[CTE Enrollment](#) Run reports on enrollment breakdowns and totals.

[CTE Performance Evaluation](#) Reports and research on Core Performance Indicators and trends.

[Core Performance Indicators](#) Research on Core Performance I

[CTE Follow-Up Survey Results](#) Data related to students who ha

Additional Resources

The Career and Technical Education Information System (CTEIS) provides reports on CTE Performance Evaluation, Enrollment, Assessment and Achievement and Follow-Up Survey Results. Visit: [cteisreport.com](#)

Explore careers, schools and programs in Michigan to find the path that is right for you. Find out more about how to use the tool, see the Tutorial or reviewing the Frequently Asked Questions. Visit: [pathfinder.mde.state.mi.us](#)

High School Career and Technical Education Programs Offered in Michigan

Tomorrow's jobs will require more knowledge, better skills, and more flexible workers than ever before. Tomorrow's workers must be prepared to change jobs and careers several times, continually updating their knowledge and skills. To prepare today's students for tomorrow, Michigan schools are working to help students achieve in challenging subjects.

Career and Technical Education (CTE) state-approved programs prepare students to they have the necessary academic, technical and work behavior skills to make meaningful connections to the current and emerging world of work.

Michigan secondary CTE programs are typically offered at comprehensive high schools, public school academies and area CTE centers. Are you wondering what CTE programs are offered in your area? Starting with **Search by Location**, you can explore available programs by school, local and intermediate school district, city and county.

Over 100,000 Michigan high school students enroll in a variety of CTE programs every year ranging from information technology, health science, and business, management and administration. Are you interested in learning what areas offer a specific CTE program? Using **Search by Program**, you can see all buildings across the State of Michigan that offer that program.

For more on CTE programs see [CTES](#)

For more on Michigan education data see [MI School Data](#)

[Search by Location](#) [Search by Program](#)

A service of the Center for Educational Performance and Information (CEPI)

- CTE Landing Page getting more resources – bigger focus on [cteisreport.com](#)
- Biggest feature will be the CTE Program Map that's being optimized right now in Power BI



Coming Soon Highlights – Special Education Dashboard

Select a District:

Adams Township School District (31020) ▼

District Special Education Dashboard

Adams Township School District Special Education Visuals

EXAMPLE PROJECT

Home

Assessment Data

Disability Trends

Special Education 2016-17



161 out of 643 in grades K-12 are designated to receive a Certificate of Completion

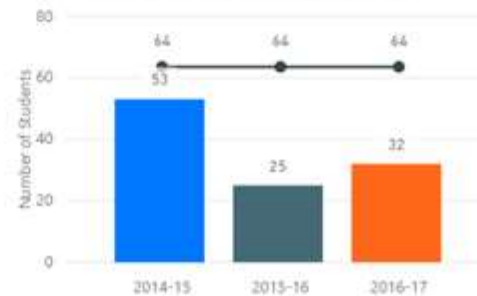


63.00%

Students with IEPs are Economically Disadvantaged



Students in Gen Ed 80%+ of Day



Suspension Expulsion Target

| School Year | Met Target? | Target |
|-------------|-------------|--------|
| 2014-15 | No | 5 |
| 2015-16 | Yes | 5 |
| 2016-17 | No | 5 |

- ISD Proposal: ISD disseminates packaged Special Education information to its districts for easy access
- MI School Data to develop similar package



Coming Soon Highlights – BAA Secure Site Functionality

The screenshot shows the 'MI School Data' website with a navigation menu and a search bar. The main content area is titled 'Accountability Issues' and includes a search bar (1), a 'Reset' button (2), and a table of issues. The table has columns for Issue Status, Date Created or Modified, Issue ID, Subject (1B), ISD, District, School (3), and Status. A 'Requestor View' sidebar (6) is on the left. Below the table, there are buttons for 'Create Accountability Issue' (7), 'Download Results', and 'Print'. A status message (4) indicates '3 matching records'.

| Issue Status | Date Created or Modified | Issue ID | Subject | ISD | District | School | Status |
|--------------|--------------------------|----------|--------------------------------------|-----------|-----------------------|------------------------|----------------------------------|
| Review Issue | 02/01/2018 | 2001 | Pre-ID file included exited students | Endor ISD | Alderaan Area Schools | Dagobah Elementary | Open |
| Review Issue | 01/20/2018 | 2000 | Download file had duplicates | Endor ISD | Alderaan Area Schools | Ilvermorny High School | Open |
| View Issue | 01/06/2018 | 1999 | Pre-ID file had truncated UICs | Endor ISD | Alderaan Area Schools | Bespinn Middle School | Additional Information Requested |
| Review Issue | 12/20/2017 | 1998 | Partial file did not include grade 8 | Endor ISD | Alderaan Area Schools | Bespinn Middle School | Additional Information Submitted |
| View Issue | 12/01/2017 | 1997 | No growth scores in download file | Endor ISD | Alderaan Area Schools | Dagobah Elementary | Resolved |

- Same functionality that is currently in Secure Site will be on MI School Data.
- Planned to be available by late-December.
- Users will be able to:
 - Download student-level files
 - Securely communicate with OEAA on issues found with data.



Coming Soon Highlights – Parent Dashboard: New Data and Functionality

- New Data Metrics
 - School Enrollment, Qualified Teaching Staff, Years of Experience, Teacher Retention, Length of Time in ELL
- Display Data Based on Graduating vs. Non-Graduating Schools
- Ability to see the schools that make up Peer Demographics and Distance

The 30 Similar Schools to Keith Elementary School by Characteristics

selected school:
Keith Elementary School
2800 Keith Rd
West Bloomfield MI 48324

View 30 Similar Schools by:

✓ Student Characteristics

Distance

Valley View Elementary School
405 Summit Ave Ne
Rockford MI 49341

> [details](#)

Morgan Elementary School
53800 Mound Rd
Shelby Township MI 48316

> [details](#)

The 30 Similar Schools to Keith Elementary School by Characteristics

selected school:
Keith Elementary School
2800 Keith Rd
West Bloomfield MI 48324

View 30 Similar Schools by:

Student Characteristics

✓ Distance

Longacre Elementary School
34850 Arundel Dr
Farmington MI 48335

> [details](#)


Village Oaks Elementary School
23333 Willowbrook
Novi MI 48375


> [details](#)


Coming Soon Highlights – Parent Dashboard: School Services & Offerings


Walled Lake Northern High School
Grades: 9-12 School website: <http://www.wlcsd.org/>

Categories: Views: [Expand All](#) [Collapse All](#)

Advanced Placement(AP) classes offered 


Arts 


Before and After School Programing 


Career Technical Education(CTE) offerings 


Career Technical Education Programs


- Finance
- Information Technology
- Marketing, Sales and Service

Clubs offered 

Comprehensive Services Offered 

Early Learning Access in the Public School System 

International Baccalaureate (IB) 

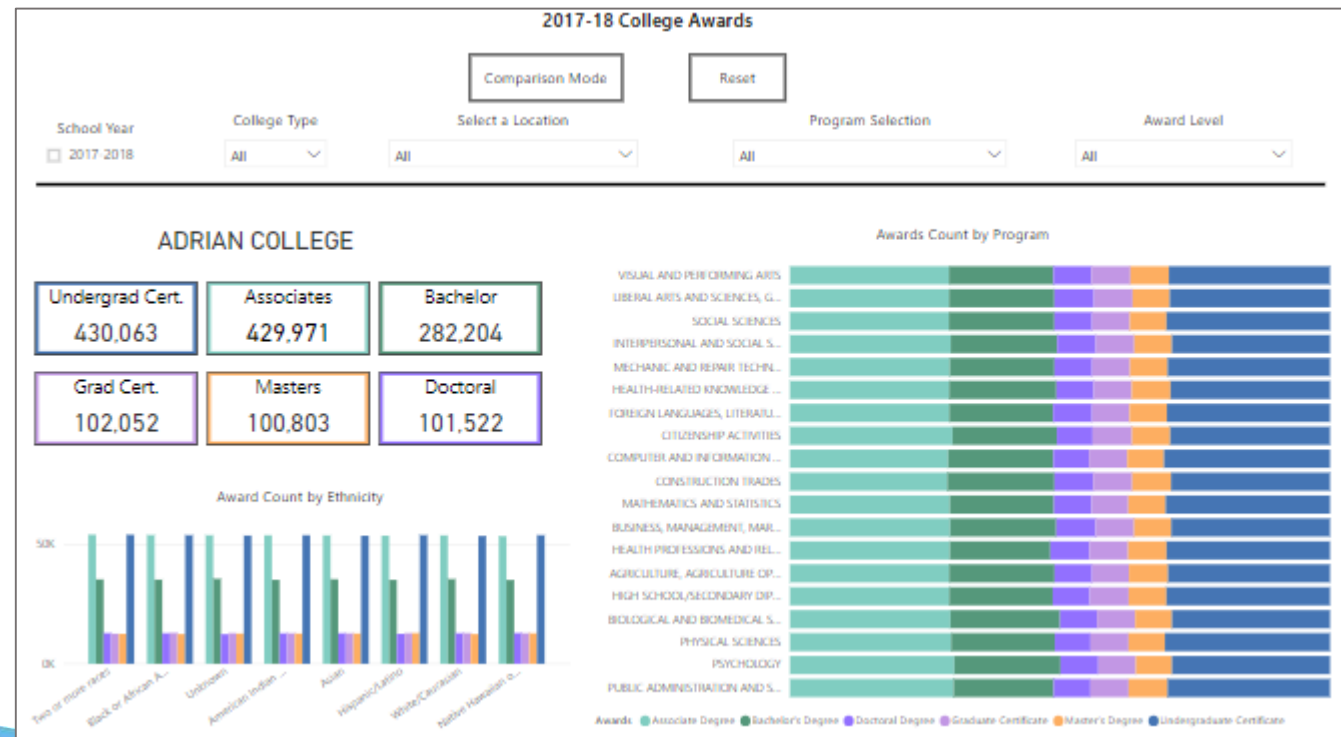
Music 

Also known as “Points of Pride,”
categories include:

- Support Services
- Extracurricular Services
- Electives
- Language Services
- Academic & Career Services

Coming Soon Highlights – Awards Conferred

- New Report: Will provide award level counts with subcategory data for Michigan community colleges
- Report release – December 14, 2018
 - Excel data file output
 - Dashboard report with ability to drill into subcategory data



MI School Data Redesign

RFP Timeline and Project Schedule

The targeted timeline for this RFP is as follows:

| | |
|---|---|
| July 27, 2018 | RFP Release and Announcement |
| August 3, 2018 | Notification of participation on the technical assistance teleconference must be received |
| August 6, 2018 | Deadline for Vendor Questions |
| August 8, 2018 | Technical Assistance Teleconference |
| August 10, 2018 | Release of RFP Addendum- address questions and items discussed in the Technical Assistance Teleconference |
| August 22, 2018 | Proposal due date |
| August 22, 2018 – September 5th, 2018 | Initial review and preliminary selection by the parties |
| September 5th-14, 2018 | Reference checking of finalists |
| September 5th-14, 2018 | Vendor Interviews- Finalists |
| September 5th-14, 2018 | Best and Final offer |
| Week of September 17, 2018 | Final Selection Committee meeting and Recommendation |
| Week of September 17, 2018 | Award Announced |
| Week of September 24, 2018 | Contract Negotiations |
| After Selection | Work Begins |
| December 15, 2019 | Project work Completion |



Other Coming Soon Highlights

- Retained in Grade – Reloading 5 years of data starting with Fall 2018; adding the “nots” to report category – e.g. Not Economically Disadvantaged.
- AER Updates – due to ESSA legislation. Report will be available by late-December.
- School Index – 2017-18 data will be available by late-December.
- Ensure navigation bubbles are directing users somewhere.
- Michigan Community College Data Inventory Report: Spreadsheet of the activity, enrollment, resources and financial standing of the state-supported community colleges. December 2018.



Questions?



Thank You.



Education matters. Discover what's working in Michigan.

